

Micro Input Module

Designed to provide an easy and useful way of acquiring vehicle information, the Micro Input Module allows you to pick up parameters such as RPM and throttle angle, and synchronise it with the GPS data in your Racelogic logger.

The Micro Input Module has an RPM (digital) frequency input and four analogue voltage inputs, and comes in three versions.

- RLPBMICIN01: for use with PerformanceBox, DriftBox and VBOX Mini. (PerformanceBox units older than October 09 require hardware upgrade)
- RLVBMICIN01-L: for use with VBOX units with Lemo connections such as Video VBOX and VBOX 3i
- RLVBMICIN01-F: for use with units with Fischer connections such as VBOX Micro



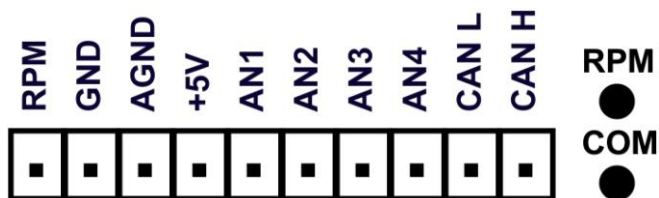
Inputs

Analogue Inputs (AN1 – AN4)

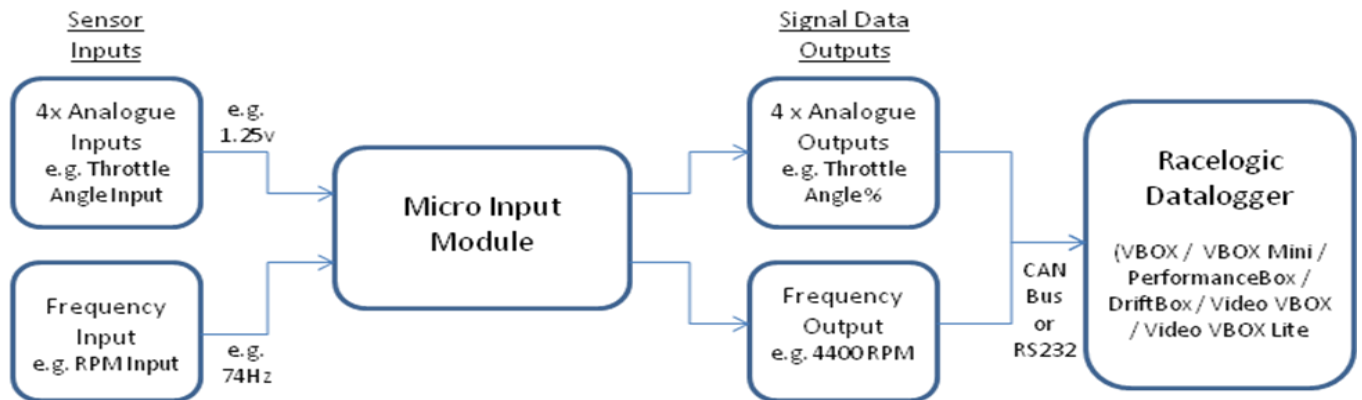

4 analogue inputs are included, which are capable of measuring 0 – 14.5V DC.

RPM Input (RPM)

The RPM input connects to the low tension side of an ignition coil, enabling users to detect the RPM frequency. The input can process voltage spikes in excess of +/- 200V, and a maximum of 666Hz i/p frequency. The RPM input is a digital frequency input and is also capable of measuring digital signals such as 5V TTL and 0 - 12v digital pulse signals.



Left: Front panel inputs and LED indicators. (Note that CAN is output only – cannot take an input from Vehicle CAN.)



Outputs


RS232

VBOX Mini, DriftBox, and PerformanceBox, utilise the RS232 output.

CAN Output

The analogue and digital signals are outputted via CAN when the Micro Input Module is connected to a VBOX such as a Video VBOX or VBOX 3i. Note that CAN is output only – cannot take an input from Vehicle CAN.

Pin	Function
1	Module RS232 Receive
2	CAN H (<i>output only on appropriate model – cannot connect to Vehicle CAN</i>)
3	CAN L (<i>output only on appropriate model – cannot connect to Vehicle CAN</i>)



Package Contents

RLPBMICIN01

VBMICIN01MAN
RLCAB094

Micro Input Module (use with PerformanceBox / DriftBox / VBOX Mini)

Micro Input Module User manual
6 PIN MINI DIN Male to Male

RLVBMICIN01-L

VBMICIN01MAN
RLCAB090

Micro Input Module (for units with Lemo connections such as Video VBOX and VBOX 3i)


Micro Input Module User manual
6 PIN MINI DIN Male to 5w Lemo plug

RLVBMICIN01-F

VBMICIN01MAN
RLCAB091

Micro Input Module (for units with Fischer connections such as VBOX Micro)

Micro Input Module User manual
6 PIN MINI DIN Male to 5w Fischer plug



Specifications

Analogue Inputs

Input Number	4 x Analogue input (for throttle position sensor etc.)
Input Range	0 – 14.5V
Accuracy	±30mV
Input Impedance	4MΩ

Digital (RPM) Input

Input Number	1 x RPM Input: connection to low tension coil signal
Range	0 to 666Hz input frequency
Voltage	12V peak-peak I/P voltage - low tension side of coil tolerant
Resolution	0.1 RPM

Outputs

VBOX / Video VBOX	CAN Bus (Output only – cannot connect to vehicle)
VBOX Mini /PB / DB	RS232
Sensor Supply	5V

Power

Output	5V sensor supply – 300mA max
Operating Range	6V to 30V – powered from connected datalogger
LEDs	2 LEDs: indicate operation

Physical

Size	68mm x 68mm x 30mm
Operating Temperature Range	Minus 30 to +70 Deg C
Storage Temperature Range	Minus 40 to +85 Deg C
Weight	65g (excluding cables / connectors)